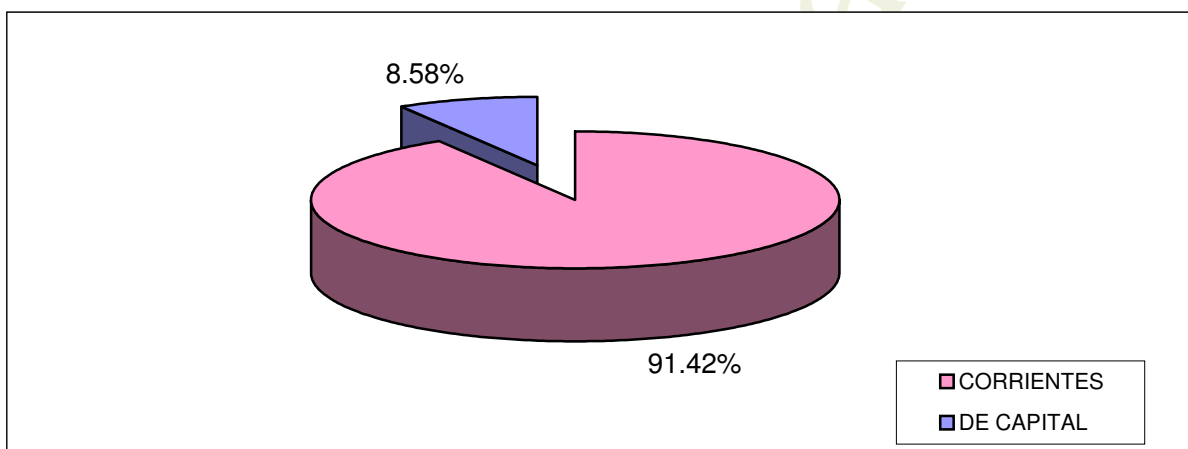
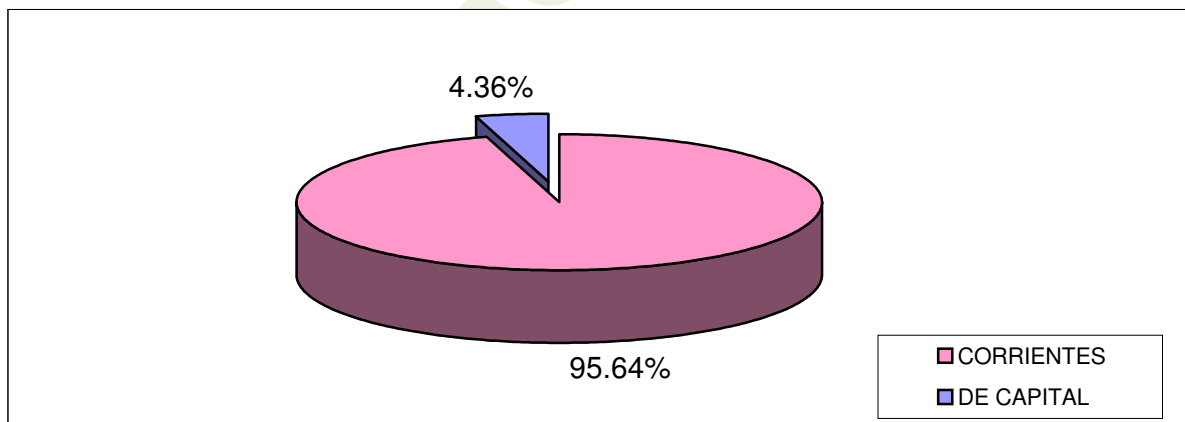


**SECTOR PUBLICO PROVINCIAL NO FINANCIERO**  
**ESTADO DE EJECUCION PRESUPUESTARIA DE RECURSOS**  
**COMPOSICION DE LOS RECURSOS SEGUN SU NATURALEZA ECONOMICA**  
**- AL 28/02/2007 -**

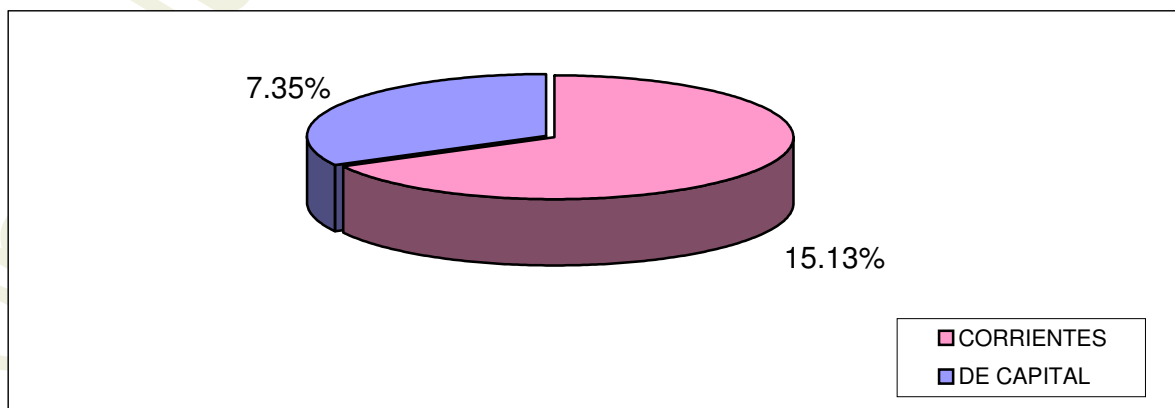
| RECURSOS          | CALCULADO VIGENTE       | PORCENTAJE (%) | RECAUDADO - AL 28/02/2007 - | PORCENTAJE (%) | PORCENT. DE EJECUCION (%) |
|-------------------|-------------------------|----------------|-----------------------------|----------------|---------------------------|
| <b>CORRIENTES</b> | 1,954,150,022.08        | 91.42%         | 295,686,406.69              | 95.64%         | <b>15.13%</b>             |
| <b>DE CAPITAL</b> | 183,407,564.66          | 8.58%          | 13,474,998.35               | 4.36%          | <b>7.35%</b>              |
| <b>TOTALES</b>    | <b>2,137,557,586.74</b> | <b>100.00%</b> | <b>309,161,405.04</b>       | <b>100.00%</b> | <b>14.46%</b>             |



**BASE CALCULADO**



**BASE RECAUDADO**



**PORCENTAJE DE RECAUDACION RESPECTO DEL  
CALCULO DE RECURSOS**